

# Trade Sector

## Companies Control

Cases transferred to the Public Prosecution and Economic Crimes



2017 **36** 2016 **10**

Perform an activity without a license or provide an incorrect document

Number of violations listed and filed



2017	2016	2017	2016
<b>17,247</b>	<b>14,082</b>	<b>31,638</b>	<b>34,150</b>
Number of filed violations		Number of listed violations	

## Commercial Registration


Cumulative capital 2017



**20.56**

Billion Dinar

Capital 2017



**116.20**

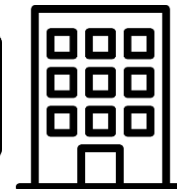
Million Dinar

Sijili Issue



**500**  
CR

Total Companies and institutions issued



**9,411**

New individual institutions



**7,002**

New Commercial Companies

Total Requests



**5,893**

Saudi Investors Centre

## Excellence Award in Tawasul



Precious Metals & Gem Testing

Number of precious metal articles hallmarked

2017		2016
<b>8.3</b>		<b>7.2</b>
<b>Ton</b>		<b>Ton</b>

An increase of 15% from 2016

## Domestic Trade

Consumer Protection

Complaints

<b>11%</b>	<b>14%</b>	<b>35%</b>
198 Healthy and Beauty Goods	263 Vehicles	635 Electronic devices

**8%**  
  
149  
Furniture

**9%**  
  
160  
Food

## Foreign Trade

Volume Requests



2017 **396** 2016 **255**  
Patents

Volume Requests


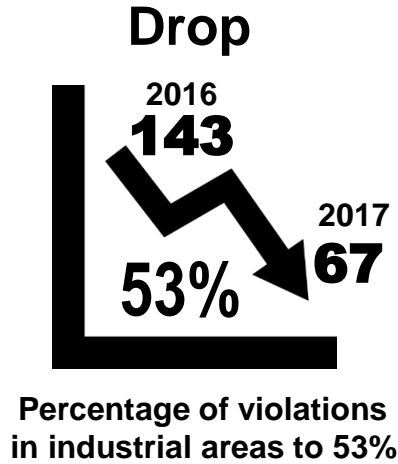


2017 **7,639** 2016 **7,464**  
Applied Trademarks

# Industry Sector


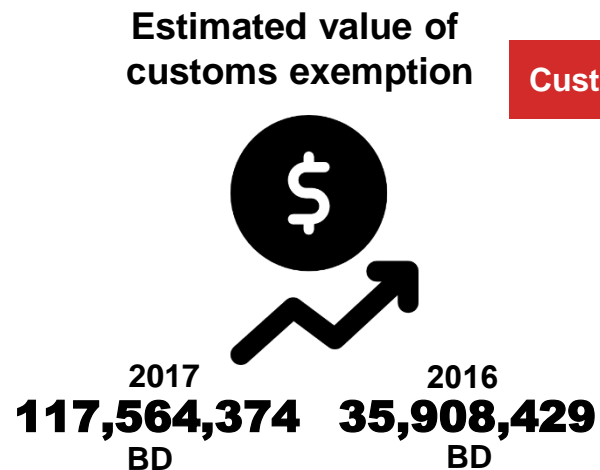
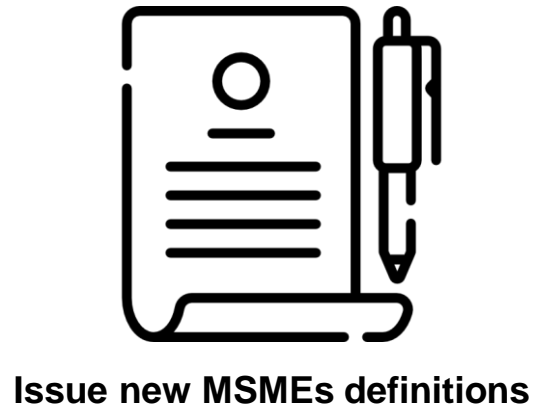
## Industrial Areas Development

## Industrial Areas Operations



## SMEs Development

## Industrial Development

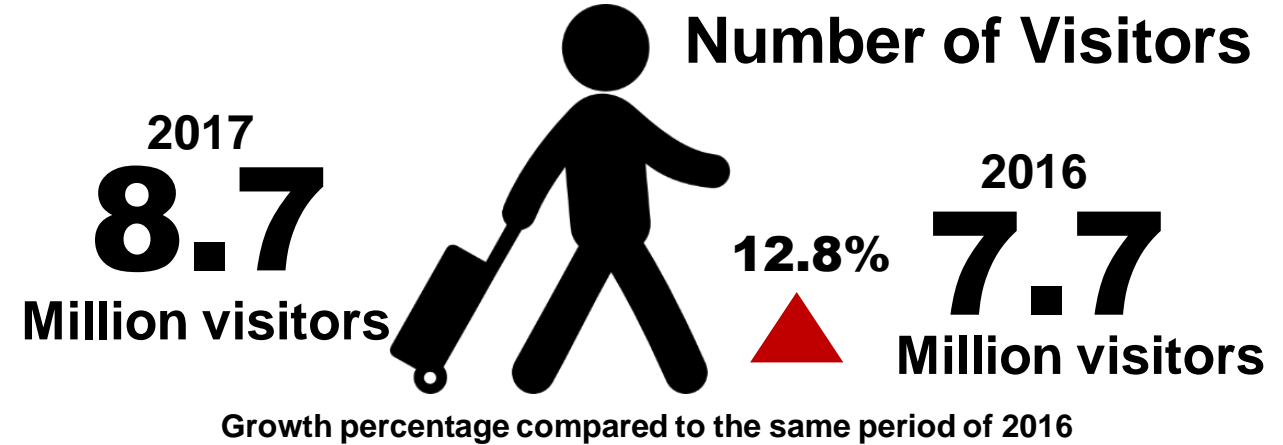


## Tourism Sector

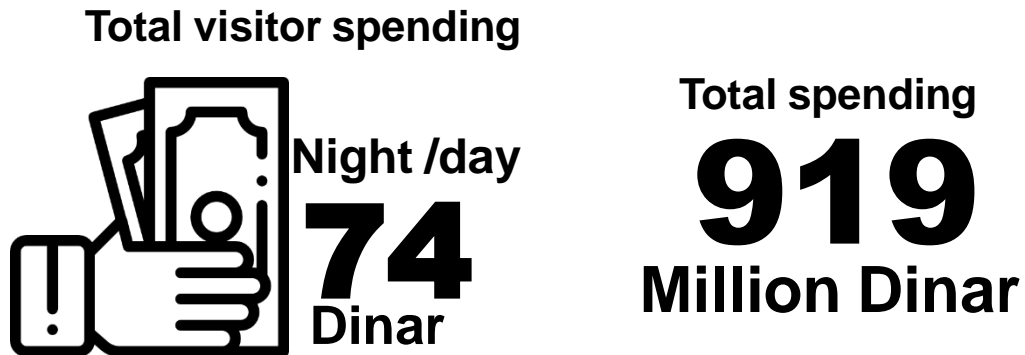
### Tourism Contributions to the non-oil GDP



### Incoming Tourism



### Incoming Tourism Spending



### Touristic Nights

